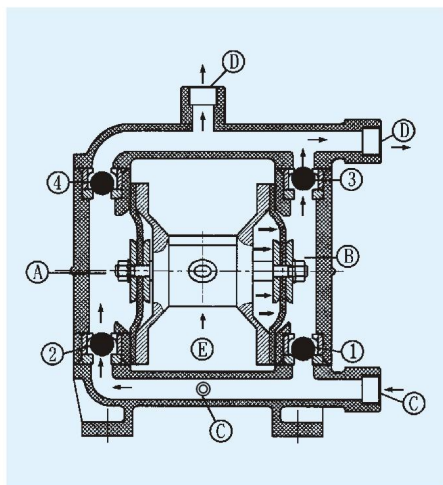


工作原理 Working principle



在泵的两个对称工作腔中①、②中各装有一块隔膜，由中心联杆将其连成一体。压缩空气从泵的进气口进入配气阀，通过配气机构将压缩空气引入其中一腔，推动腔中隔膜运动，而另一腔中气体排出。一旦到达行程终点，配气机构自动将压缩空气引入另一工作腔，推动隔膜朝相反方向运动，从而使两个隔膜连续同步地往复运动。

在图示中压缩空气由⑤进入配气阀，使膜片向右运动，则①室的吸力使介质由③入口流入，推开球阀②进入①室，球阀④则因吸入而闭锁；②室中的介质则被挤压，推开球阀③由出口④流出，同时使球阀①闭锁，防止回流，就这样循环往复使介质不断从③入口处吸入，④出口处排出。

There installs each diaphragm in both aligned working cavities(A&B),which can be connected together with a central coupling lever.The compression air enters the air distribution valve from the air entrance of the pump,draw the compression air into one cavity through the air distribution mechanism,push out the diaphragm movement in the cavity.The gas in another cavity will be drained,Once reaching the stroke terminal,the air distribution mechanism will automatically draw the compression air into another working cavity,push out the diaphragm to move towards the opposite direction,so as to let the both diaphragms continuously reciprocate motion in synchronism.

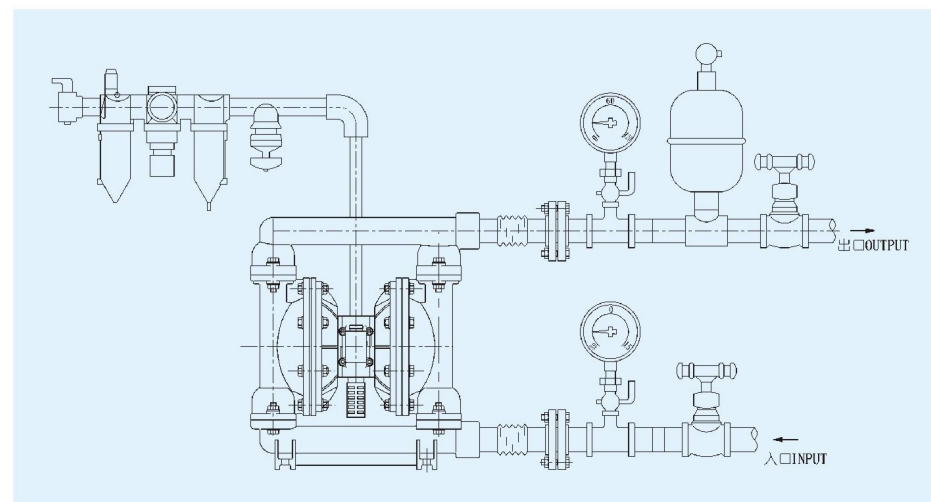
The compression air enters the air distribution valve from(E)shown as the diagram,let the diaphragm piece move towards the right direction,And the suction force in(A)chamber lets the medium flow into from(C)entrance,push out the ball valve(2)to enter(A)chamber,the ball valve(4)will be locked due to the suction force;The medium in(B)chamber will be pressed,push out the ball valve(3)to flow out from the exit (D).Meanwhile,let the ball valve(1)close,prevent backflow.Such movement in circles will let the medium uninterruptedly suck from(C)entrance and drain from(D)exit.

主要用途 Main usage

- 1、泵吸花生酱、泡菜、土豆泥、红肠、巧克力、啤酒花、糖浆等；
- 2、泵吸油漆、颜料、胶水、粘合剂等；
- 3、泵吸各种瓦、瓷、砖器及陶器釉浆等；
- 4、泵吸各种磨料、腐蚀剂、清洗油垢等；
- 5、泵吸各种剧毒、易燃、易挥发液体等；
- 6、泵吸各种污水、水泥灌浆及灰浆等；
- 7、泵吸各种强酸、强碱、强腐蚀性液体等；
- 8、作为各种固液分离设备的前级送压装置。

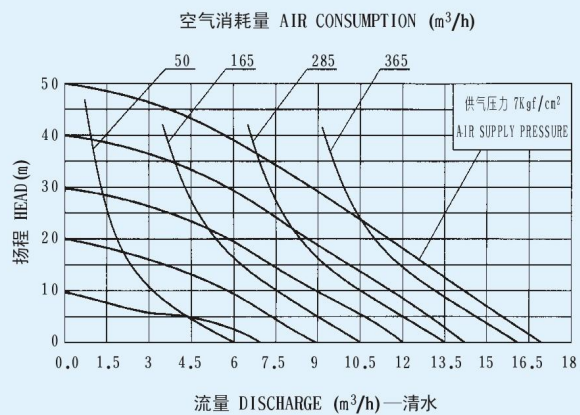
- 1.The pump can suck the peanut,pickles,tomato slurry,red sausage,chocolate,hops and syrup etc.
- 2.The pump can suck the paint,pigment,glue and adhesive etc.
- 3.The pump can suck various glazed slurries of tile,porcelain,brick and chinaware etc.
- 4.The pump can suck various grinding materials,corrosive agent and clean the oil dirt etc.
- 5.The pump can suck various toxin and flammable or volatility liquid etc.
- 6.The pump can suck various wedge water,cement slurry and mortar etc.
- 7.The pump can suck various strong acid,alkali and corrosive liquid etc.
- 8.It can be used as a front-step transmission device of the solid and liquid separation equipment.

系统连接示意图 System connection schematic diagram


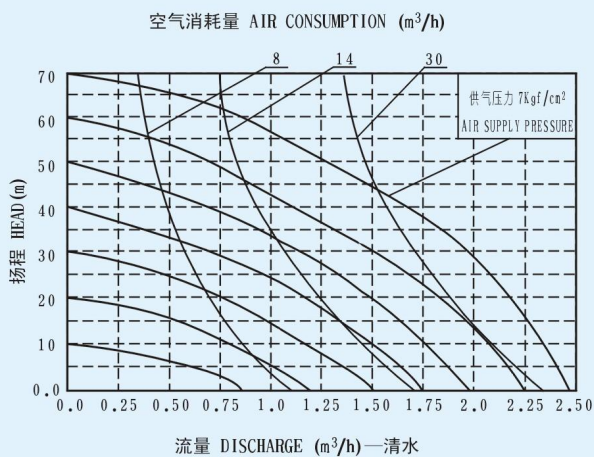


QBY-K

QBY-K 8

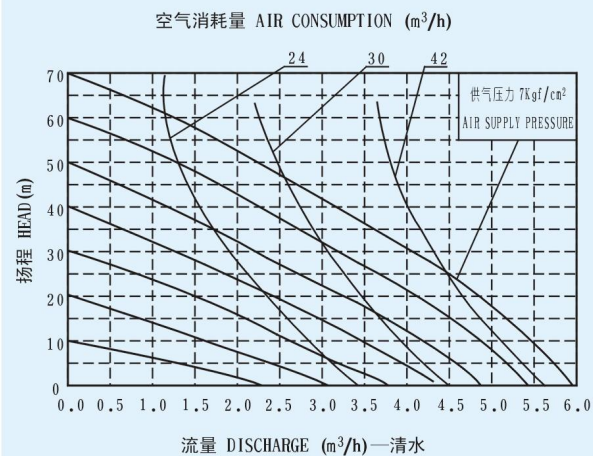


QBY-K 10 / 15

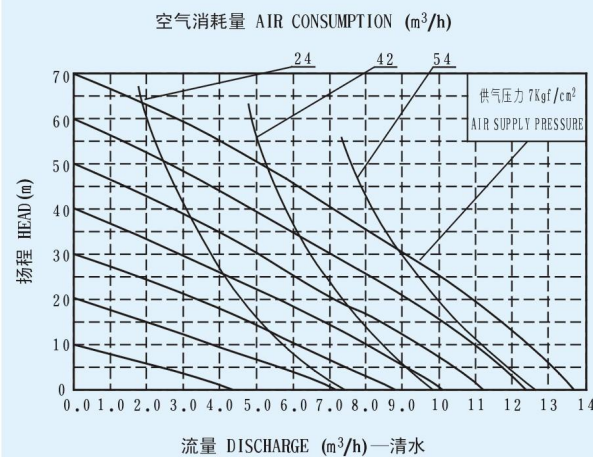


QBY-K

QBY-K 25

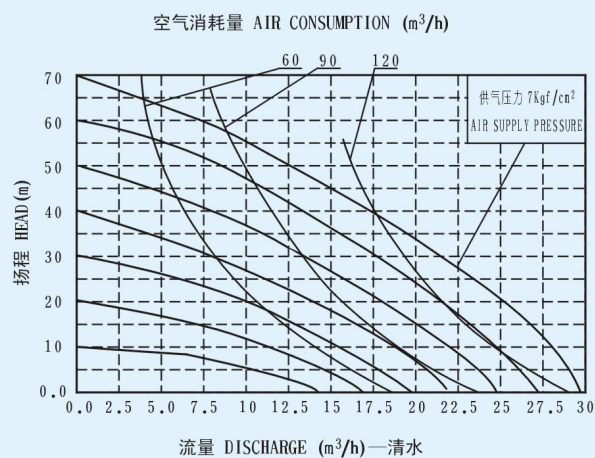


QBY-K 40

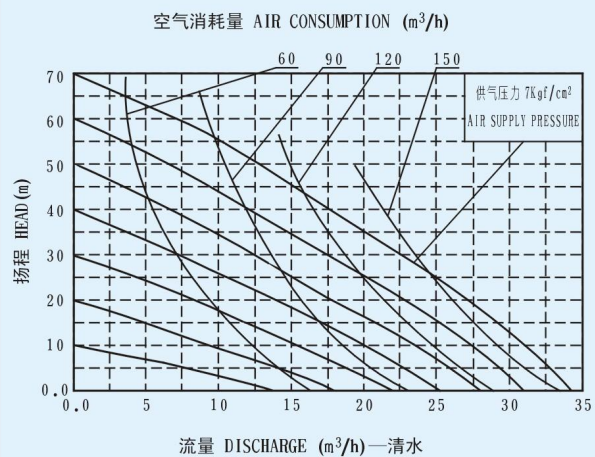


QBY-K

QBY-K50

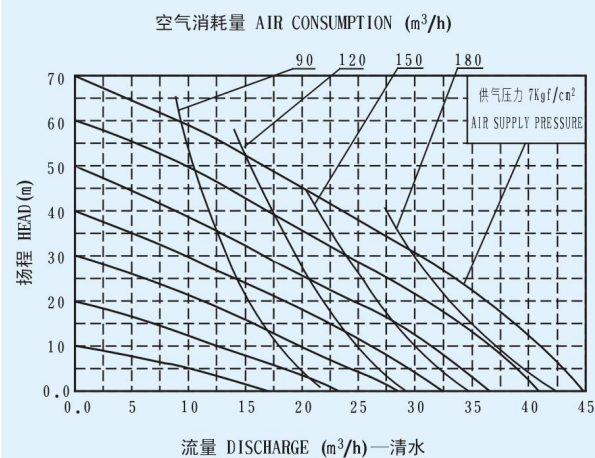


QBY-K65

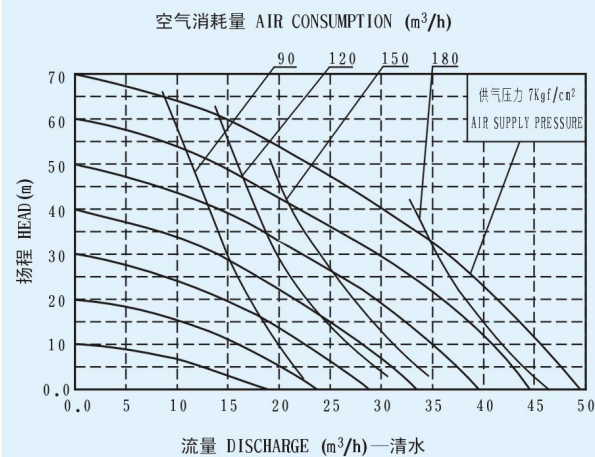


QBY-K

QBY-K80

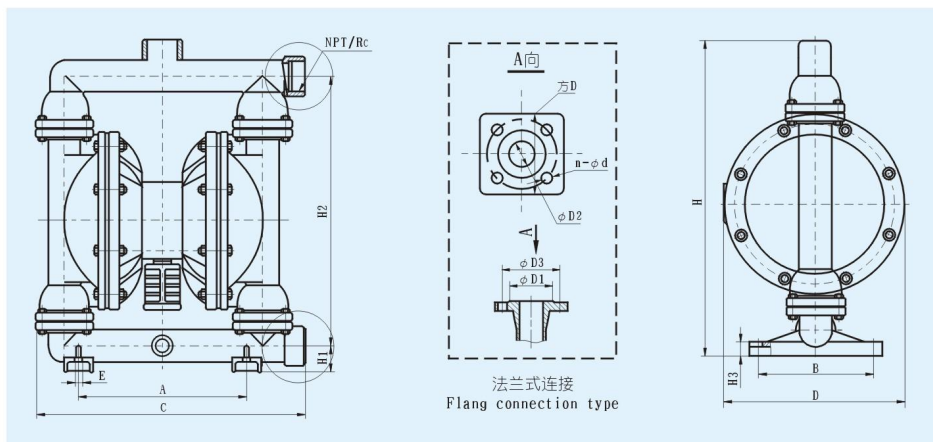


QBY-K100



QBY-K

安装尺寸图 Drawing of setting data



安装尺寸表 Tables of setting data

型号 Model	A	B	C	D	E	H1	H2	H3	H	螺纹式 Screw	法兰式 Flange					
										NPT/RC	D1	D2	D3	D	n	d
QBY-K8	97	84	147	115	7	20	110	10	143	3/8	-	-	-	-	-	-
QBY-K10/15	130	50	220	145	10	39	195	10	270	1/2	-	-	-	-	-	-
QBY-K25	245	160	360	250	12	63	360	36	470	1	-	-	-	-	-	-
QBY-K40	245	160	360	250	12	63	360	35	470	1 1/2	-	-	-	-	-	-
QBY-K50	335	220	540	345	16	88	-	25	720	-	90	50	110	方 130×130	4	14
QBY-K65	335	220	540	345	16	88	-	25	720	-	110	65	130	方 130×130	4	14
QBY-K80	425	250	570	450	18	110	-	32	900	-	125	80	150	方 160×160	4	18
QBY-K100	425	250	570	450	18	110	-	32	900	-	145	100	170	方 160×160	4	18

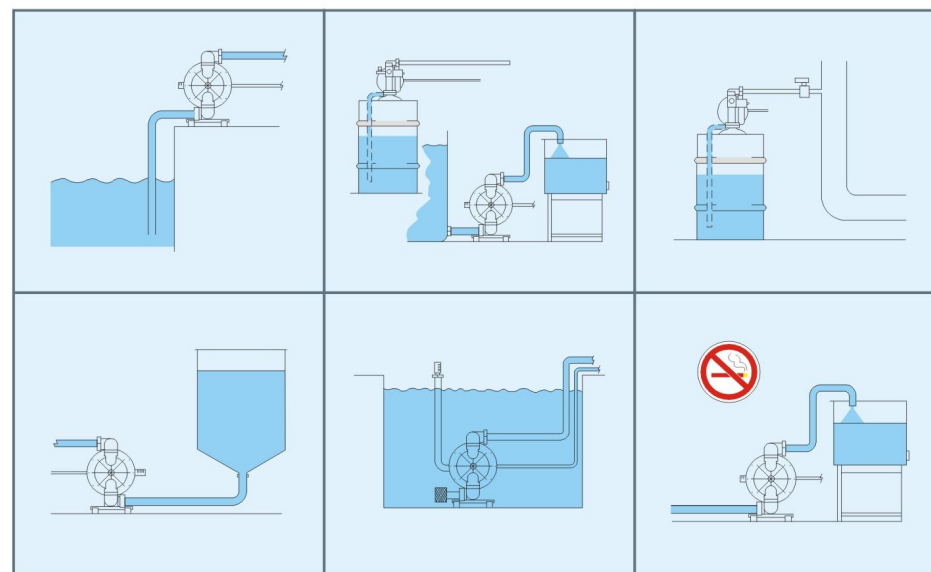
QBY-K

性能参数 Performance parameter

型号 Model	流量 Discharge (m³/h)	扬程 Head (m)	出口压力 Exit pressure (kgf/cm²)	吸程 Sucked lift (m)	最大允许 颗粒直径 Max grain Dia (mm)	最大供气 压力 Max pressure (kgf/cm²)	最大空气 消耗量 Max air consumption (m³/min)	正常空气 消耗量 (m³/min)	材 料 Materials				
									铝 ZL104	不锈钢 1Cr18Ni9Ti	铸铁 HT200	增强聚丙烯 Enhanced Polypropylene	过滤部分衬氟 Fluore-lining in filtered part F46 (EFP) 、 PO
QBY-K8	0~0.8	0~50	6	5	1	7	0.6	0.3	★	★	★	★	/
QBY-K10/15	0~1	0~50	6	5	1	7	0.6	0.3	★	★	★	★	/
QBY-K25	0~2.4	0~50	6	7	2.5	7	1.7	0.6	★	★	★	★	★
QBY-K40	0~8	0~50	6	7	4.5	7	1.7	0.6	★	★	★	★	★
QBY-K50	0~12	0~50	6	7	8	7	4.9	1.7	★	★	★	/	★
QBY-K65	0~16	0~50	6	7	8	7	4.9	1.7	★	★	★	/	★
QBY-K80	0~24	0~50	6	7	10	7	9.1	3	★	★	★	/	/
QBY-K100	0~30	0~50	6	7	10	7	9.1	3	★	★	★	/	/


Note: ★-有 have /-无 without

安装方式 Installation method



结构图及配件 Structural drawing and fittings

先导式换气结构
Pilot air change structure
内置式气阀一体机
Built-in air valve all-in-one



零件清单

序号	名称	数量	材 料
1	进口管	1	不锈钢、铸铁、铝合金、塑料、内衬聚全氟乙丙烯
2	出口管	1	不锈钢、铸铁、铝合金、塑料、内衬聚全氟乙丙烯
3	泵体	2	不锈钢、铸铁、铝合金、塑料、内衬聚全氟乙丙烯
4	泵腔	2	铝合金、铸铁
5	中间体	1	铝合金
6	隔膜片	2	聚四氟乙烯
7	隔膜片	2	丁腈橡胶、氯丁橡胶
8	中间体密封垫	2	丁腈橡胶
9	助动轴套	2	塑料
10	连杆轴套	2	塑料
11	活塞套	2	塑料
12	活塞	2	塑料
13	滑块	1	铝合金
14	滑板	1	镀铬钢
15	密封滑圈	1	塑料
16	助动滑块	1	塑料
17	盖板	1	铝合金
18	盖板垫	1	橡胶
19	消声器	1	塑料
20	密封座	4	橡胶
21	密封座	4	聚四氟乙烯
22	压板	4	不锈钢、碳钢
23	连杆轴	1	不锈钢
24	压簧	1	铜
25	助动轴		不锈钢
26	助动轴密封圈	2	橡胶
27	Y型O型圈	4	橡胶
28	O型圈	1	橡胶
29	蝶型O型圈	1	橡胶
30	进气喷	1	铜
31	密封球	4	橡胶
32	密封球	4	不锈钢、陶瓷、聚四氟乙烯

Part List

No.	Name	Quantity	Material
1	Inlet pipe	1	Stainless steel, cast iron, aluminium alloy, plastic, inner lining FEP
2	Outlet pipe	1	Stainless steel, cast iron, aluminium alloy, plastic, inner lining FEP
3	Pump body	2	Stainless steel, cast iron, aluminium alloy, plastic, inner lining FEP
4	Pump chamber	2	Aluminium alloy, cast iron
5	Intermediate	1	Aluminium alloy
6	Diaphragm vane	2	PTFE
7	Diaphragm vane	2	Acrylonitrile butadiene rubber, polychloroprene
8	Intermediate seal gasket	2	Acrylonitrile butadiene rubber
9	Driving shaft housing	2	Plastic
10	Connecting rod shaft housing	2	Plastic
11	Piston bush	2	Plastic
12	Piston	2	Plastic
13	Slipper block	1	Aluminium alloy
14	Slipper block	1	Chromium-plated steel
15	Sealing slip ring	1	Plastic
16	Driving slipper block	1	Plastic
17	Cover plate	1	Aluminium alloy
18	Cover plate gasket	1	Rubber
19	Muffler	1	Plastic
20	Seal seat	4	Rubber
21	Seal seat	4	PTFE
22	Clamping bar	4	Stainless steel, carbon steel
23	Connecting rod	1	Stainless steel
24	Compression spring	1	Copper
25	Driving shaft		Stainless steel
26	Seal ring of driving shaft	2	Rubber
27	Y-type O-ring	4	Rubber
28	O-ring	1	Rubber
29	Butterfly-type O-ring	1	Rubber
30	Inlet nozzle	1	Copper
31	Ball sealer	4	Rubber
32	Ball sealer	4	Stainless steel, ceramic, PTFE

几种隔膜材料特性 Characteristic of diaphragm

介质种类 Medium	隔膜品种 Variety	丁晴橡胶	氯丁橡胶	氟橡胶	聚四氟乙烯	食品橡胶
		Nitrile Rubber	Chloroprene Rubber	Fluorine Rubber	PTFE	Food Rubber
发烟硝酸	Smoke nitric acid	×	×	△	△	
浓硝酸	Density nitric acid	×	×	△	△	
浓硫酸	Density sulfuric acid	×	×	○	△	
浓盐酸	Density hydrochloric acid	×	△	△	△	
浓磷酸	Density phosphoric acid	×	△	△	△	
浓醋酸	Density acetic acid	×	×	×	△	
浓氢氧化钠	Density sodium hydroxide	○	○	△	△	
无水氨	Non-aqueous ammonia	△	△	△	△	
稀硝酸	Thin nitric acid	×	×	○	△	
稀硫酸	Thin sulfuric acid	△	△	△	△	
稀盐酸	Thin hydrochloric acid	×	○	△	△	
稀磷酸	Thin phosphoric acid	×	×	△	△	
稀氢氧化钠	Thin sodium hydroxide	○	○	△	△	
氨水	Liquid ammonia	△	△	×		
苯	Benzene	×	×	○	○	
汽油	Gasoline	○	○	○	○	
石油	Petroleum	△	×	○	○	
四氯化碳	Carbon tetrachloride	○		○	○	
二硫化碳	Carbon disulphite	○		×	○	
乙醇	Alcohol	○	○	○	○	
丙酮	Acetone	×	△	×	○	
甲酚	Cresol	×	△	△	○	
乙醛	Acetic aldehyde	×	×	△	○	
乙苯	Ethylbenzene	×	×	△	○	
丙烯腈	Acrylonitrile	△	△	×	○	
丁醇	Butanol	○	○	○	○	
丁二烯	Butadiene	○	×	△	○	
苯乙烯	Styrene	×	×	△	○	
醋酸乙酯	Vinyl acetate resin	×	×	×	○	
醚	Ether	×	×	×	○	

注：○—寿命较长、△—寿命一般、×—不可用、本表仅从耐腐蚀性考虑，因聚四氟乙烯弹性比橡胶差，故实际使用寿命因压力，泵行程杂质等因素影响而异。食品橡胶专用于食品饮料行业。
 Note: ○—means the long service life, △—means common service life, ×—means use forbidden. This table is only considered from the anti-corrosion. Because the PTFE elasticity is worse than that in rubber. The actual use life will be affected because of the pressure and pump stroke factors. The food rubber specially uses for beverage industries.